

























LEGEND

-  Electric & Water 20/30 Amp
-  Electric, Water & Sewer 30/50 Amp
-  Park Model
-  Tents 20 Amp
-  Cabins
-  Bathhouse
-  Boat Ramp
-  Dumpster
-  Dump Station
-  Gate
-  Laundry
-  Meeting House
-  Propane
-  Ranger Station
-  Rec Hall
-  Trading Post Office
-  Dog Park
-  Horse Shoes
-  Mini Golf 9 Hole
-  Pickle Ball
-  Playground
-  Pool
-  Shuffleboard
-  Spa



← TO WAUCHULA

→ TO ZOLPHO SPRINGS AND ARCADIA